

Media release

Europe's organic market sets another record in 2024 – Farmland stable at 19.6 million hectares

In 2024, organic retail sales in Europe rose to 58.7 billion euros, signalling renewed consumer confidence across key markets. Germany remained Europe's largest market, while Switzerland stood out with the highest per capita consumption and the highest organic market share worldwide. At the same time, Europe's organic farming area remained stable.

(Frick/Bonn, February 10, 2026) These latest statistics are published in “The World of Organic Agriculture: Statistics and Emerging Trends 2026” and will be presented by the Research Institute of Organic Agriculture FiBL and partners on February 10, 2026, from 5 to 6 pm at Biofach, the world's leading trade fair for organic food, held in Nuremberg, Germany.

In 2024, Germany remained the largest organic market in Europe (17.0 billion euros), followed by France (12.2 billion euros) and Italy (5.2 billion euros). Europe's organic retail sales reached 58.7 billion euros (EU: 49.5 billion euros), increasing by 4.1 percent in Europe and 3.6 percent in the European Union. Switzerland recorded the highest per capita consumption worldwide at 481 euros per person and the highest organic market share worldwide at 12.3 percent of total food sales in 2024.

Organic farmland in Europe remained at 19.6 million hectares (EU: 18.1 million hectares), with an organic share of 3.9 percent in Europe and 11.1 percent in the EU. The countries with the largest organic agricultural areas in Europe were Spain (2.9 million hectares), France (2.7 million hectares) and Italy (2.5 million hectares). Liechtenstein continued to have the highest organic land share worldwide (43.5 percent).

International trade strengthened further. In 2024, the EU imported approximately 2.64 million metric tons of organic agri-food products, with the Netherlands, Germany and Belgium the largest importers by volume; Ecuador remained the leading supplier, and tropical fruit – especially bananas – dominated import volumes.

Contacts

- Helga Willer
Research Institute of Organic Agriculture FiBL
Ackerstrasse 113, 5070 Frick, Switzerland

Phone +41 (0)79 218 06 26

helga.willer@fibl.org, www.fibl.org

- Diana Schaack
Agricultural Market Information Company (AMI)
Dreizehnmorgenweg 10, 53175 Bonn, Germany
Phone +49 228 33805-0
diana.schaack@ami-informiert.de, www.ami-informiert.de

Download, infographics and online databases

- Download the statistical yearbook “The World of Organic Agriculture 2026”
<https://www.organic-world.net/yearbook/yearbook-2026.html>
- Infographics
www.organic-world.net/yearbook/yearbook-2026/infographics.html
- FiBL statistics on organic agriculture worldwide
<https://statistics.fibl.org>

Links

- www.fibl.org: Website of the Research Institute of Organic Agriculture FiBL
- www.ami-informiert.de: Website of AMI, the Agricultural Market Information Company
- www.biofach.de: Website of BIOFACH

This media release online

This media release and infographics can be accessed online at

<https://www.fibl.org/en/info-centre/media.html>.

Session “The European Market for Organic Food” at the BIOFACH Congress

Tuesday, February 10, 2026, 5:00 to 6:00 pm CET, Room Shanghai (NCC East), Forum Biofach, BIOFACH Congress, NürnbergMesse

Speakers

- Marine Bré-Garnier, Agence Bio, France
- Lee Holdstock, Soil Association Certification, UK
- Dr. Susanne Padel, Facilitator, Germany
- Diana Schaack, AMI Agricultural Market Information Company, Germany
- Prof. Dr. Francesco Solfanelli, Università Politecnica delle Marche, Italy
- Jan Trávníček, Czech Organics, Czech Republic

- Dr. Helga Willer, Research Institute of Organic Agriculture FiBL, Switzerland
- Prof. Dr. Raffaele Zanoli, Università Politecnica delle Marche, Italy

More information: <https://biofach.fibl.org/en/biofach-all/biofach-2026#c77884>

Acknowledgements

The European data collection was conducted within the framework of the OrganicTargets4EU project, funded by the European Union (Grant No. 101060368) and the Swiss State Secretariat for Education, Research and Innovation (SERI) (Grant No. 22.00155). The work presented here is part of the global survey on organic agriculture, supported by the Swiss State Secretariat for Economic Affairs, the Coop Sustainability Fund, Naturland e.V., and NürnbergMesse/Biofach. The views and opinions expressed in this media release do not necessarily reflect those of the aforementioned supporters.

About FiBL

The Research Institute of Organic Agriculture FiBL is the world's leading research organisation in the field of organic agriculture. For over 50 years, it has stood for the joint development of knowledge – through exchange, cooperation and joint learning between practitioners, researchers and consultants. With around 500 employees at locations in Switzerland, Germany, Austria, France and Brussels, FiBL works internationally with partners from research, consulting, agriculture and politics.

www.fibl.org

Europe and the European Union: Key indicators 2024

Indicator	Europe	European Union ¹	Top 3 countries in Europe
Organic farmland	19.6 million hectares (ha)	18.1 million ha	Spain (2.9 million ha) France (2.7 million ha) Italy (2.5 million ha)
Organic share of total farmland	3.9 %	11.1 %	Liechtenstein (43.5 %) Austria (27.2 %) Estonia (22.5 %)
Development of organic farmland, 2023-2024	-0.93 million ha	+0.12 million ha	Romania (+0.09 million ha) Italy (+0.06 million ha) Poland (+0.06 million ha)
Development of organic farmland	-0.5 %	+0.7 %	Bulgaria (+34.0 %) Ireland (+24.0 %) Luxembourg (+15.7 %)
Land use	Arable crops: 8.4 million ha; Permanent crops: 2.4 million ha; Permanent grassland: 8.4 million ha	Arable crops: 7.7 million ha; Permanent crops: 2.3 million ha; Permanent grassland: 7.9 million ha	
Top arable crop groups	Cereals: 2.5 million ha; Green fodder: 2.4 million ha; Oilseeds: 0.6 million ha	Cereals: 2.2 million ha; Green fodder: 2.2 million ha; Dry pulses: 0.5 million ha	Largest arable areas: France (1.4 million ha) Italy (1.2 million ha) Germany (0.9 million ha)
Top permanent crop groups	Olives: 0.6 million ha; Nuts: 0.5 million ha; Grapes: 0.5 million ha	Olives: 0.6 million ha; Grapes: 0.5 million ha; Nuts: 0.4 million ha	Largest permanent crop areas: Spain (0.9 million ha) Italy (0.6 million ha) France (0.2 million ha)
Wild collection area	10.0 million ha	7.4 million ha	Finland (6.9 million ha) Russia (1.5 million ha) Albania (0.5 million ha)
Producers	490'637	438'447	Italy (87'042); France (61'886); Greece (58'691)
Processors	93'978	88'977	Italy (24'844) Germany (21'915) France (20'493)
Importers	8'384	7'057	Germany (1'894) France (1'163) Switzerland (791)
Retail sales	58.7 billion euros	49.5 billion euros	Germany (17.0 billion euros) France (12.2 billion euros) Italy (5.2 billion euros)
Development of retail sales 2023-2024	+4.1 %	+3.6 %	Norway (+21.3 %) Luxembourg (+20.2 %) Hungary (+13.9 %)
Organic share of the total market	No data	4.5 %	Switzerland (12.3 %) Denmark (11.6 %) Austria (11.4 %)
Per capita consumption	70 euros	110 euros	Switzerland (481 euros) Denmark (373 euros) Austria (292 euros)
EU organic imports		2.64 million metric tons (MT)	Netherlands (0.93 million MT) Germany (0.43 million MT) Belgium (0.31 million MT)
Exports to EU		Bananas (0.73 million MT) Oilcakes (0.21 million MT) Sugar (0.16 million MT)	Ecuador (0.40 million MT) China (0.24 million MT) Ukraine (0.20 million MT)

Source: FiBL-AMI survey 2026

¹ Please note that the 2024 data for the European cover the 27 countries that were members of the European Union in 2024.

Organic Agriculture in Europe 2024

Organic Farmland



Farmland in million (M) hectares Top 3 countries

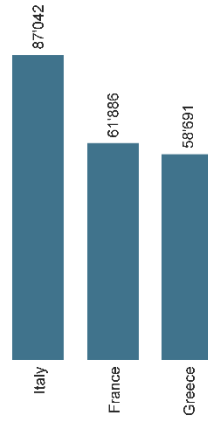


Organic Producers

The number of organic producers remains stable



Number of producers Top 3 countries

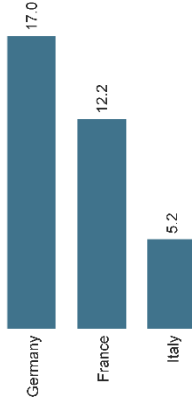


Organic Market

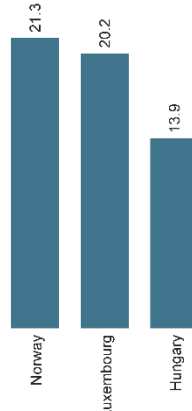
The European market increased slightly in 2023/2024



Market in billion euros Top 3 countries



Market growth in percent Top 3 countries 2023/2024



Organic Agriculture in the European Union 2024

Organic Farmland



Farmland in million hectares Top 3 countries

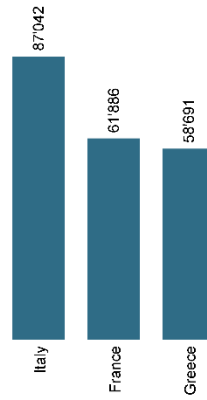


Organic Producers

The number of organic producers is increasing



Number of producers Top 3 countries

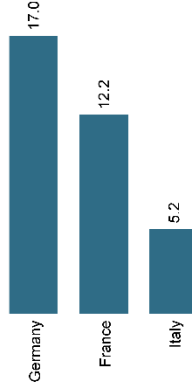


Organic Market

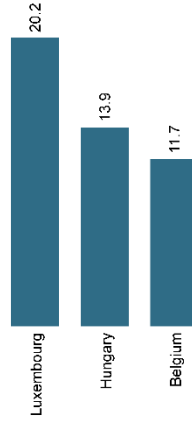
The European Union's market increased slightly in 2023/2024



Market in billion euros Top 3 countries



Market growth in percent Top 3 countries 2023/2024

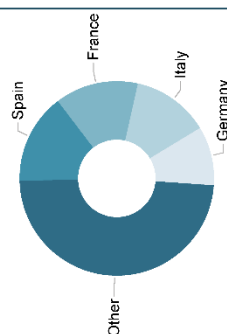


Source: FiBL survey © 2026
More information: www.organic-world.net - statistics@fibl.org

EUROPE: ORGANIC FARMLAND 2024



Four countries hold more than half of Europe's organic agricultural area.

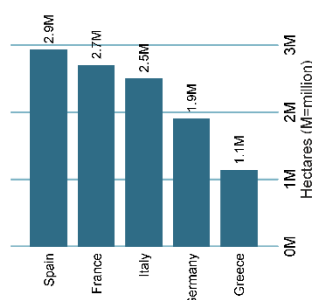


Distribution of organic agricultural land by country 2024

FiBL

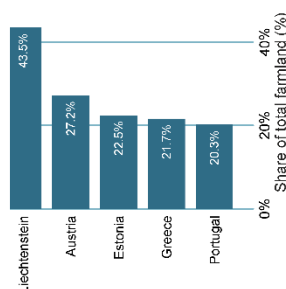
www.fibl.org

The countries with the largest organic agricultural area were Spain, France and Italy.



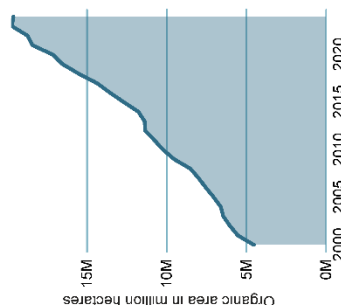
The 5 countries with the largest areas of organic agricultural land 2024

16 countries had 10% or more of their agricultural land under organic management.



Top 5 countries with an organic share of more than 10% of total agricultural land 2024

In 2024, about 93'000 hectares less were reported compared with 2023.



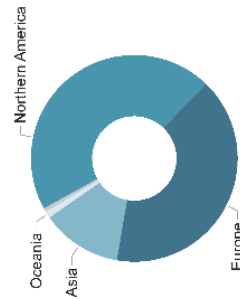
Growth of the organic agricultural land 2000-2024

Source: FiBL survey 2026 www.organic-world.net - statistics.fibl.org

EUROPE: ORGANIC RETAIL SALES 2024



By continent, North America had the lead with 65.7 billion (bn) €, followed by Europe (58.7 billion €) and Asia (18.3 billion €).



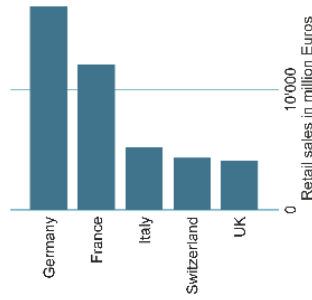
Distribution of retail sales by region 2024

FiBL

www.fibl.org



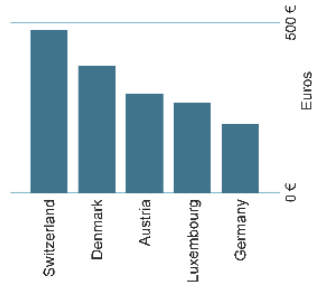
The European countries with the largest markets for organic food were Germany (17.0 billion €), France (12.2 billion €), Italy (5.2 billion €) and Switzerland (4.4 billion €) and UK (4.2 billion €).



The top 5 countries with the largest markets for organic food in 2024



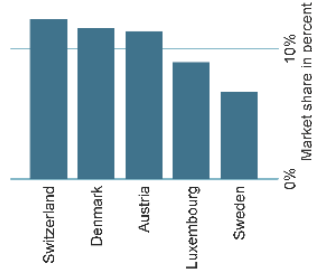
Switzerland had the highest per capita consumption worldwide, followed by Denmark, Austria, Luxembourg and Germany.



Top 5 countries with the highest per capita consumption 2024



The highest organic share of the total market was in Switzerland, followed by Denmark, Austria, Luxembourg, and Sweden.



The 5 countries with the highest organic shares of the total market in 2024

Source: FiBL survey 2026 www.organic-world.net - statistics.fibl.org