

Media release February 12, 2020

## **Global organic area continues to grow**

### **Over 71.5 million hectares of farmland are organic**

**The latest data on organic farming worldwide will be presented by the Research Institute of Organic Agriculture (FiBL) and IFOAM – Organics International at BIOFACH, the world's leading trade fair for organic food, in Nuremberg, Germany. The statistical yearbook “The World of Organic Agriculture” will be launched on Wednesday, 12 February, 2020, from 5 to 6 pm in Hall Shanghai, NCC East.**

(Frick/Nuremberg, 12 February, 2020) 2018 was another record year for global organic agriculture. According to the latest FiBL survey on organic agriculture worldwide, organic farmland increased by 2.0 million hectares, and organic retail sales also continued to grow, reaching another all-time high, as shown by the data from 186 countries (data as of the end 2018). The 21<sup>st</sup> edition of the study “The World of Organic Agriculture” published by FiBL and IFOAM – Organics International shows a continuation of the positive trend seen in the past years. This annual survey on organic agriculture worldwide is supported by the Swiss State Secretariat for Economic Affairs (SECO), the International Trade Centre (ITC), the Sustainability Fund of Coop Switzerland, and NürnbergMesse, the organizers of the BIOFACH fair.

### **The global organic market continues to grow and has passed the 100 billion US dollar mark**

The market research company, Ecovia Intelligence, estimates that the global market for organic food surpassed 100 billion US dollars for the first time in 2018 (almost 97 billion euros). The United States is the leading market with 40.6 billion euros, followed by Germany (10.9 billion euros) and France (9.1 billion euros). In 2018, many major markets continued to show double-digit growth rates, and the French organic market grew by more than 15 percent. Danish and Swiss consumers spent the most on organic food (312 euros per capita in 2018). Denmark had the highest organic market share with 11.5 percent of its total food market.

### **2.8 million organic producers worldwide**

In 2018, 2.8 million organic producers were reported. India continues to be the country with the highest number of producers (1'149'000), followed by Uganda (210'000), and Ethiopia (204'000).

### **Steady increase of organic farmland**

A total of 71.5 million hectares were organically managed at the end of 2018, representing a growth of 2.9 percent or 2 million hectares compared to 2017. Australia has the largest organic agricultural area (35.7 million hectares), followed by Argentina (3.6 million hectares), and China (3.1 million hectares). Due to the large area of organic farmland in Australia, half of the global organic agricultural land is in Oceania (36.0 million hectares). Europe has the second largest area (15.6 million hectares), followed by Latin America (8 million hectares). The organic area increased in all continents compared to 2017.

### **Ten percent or more of the farmland is organic in 16 countries**

Globally, 1.5 percent of farmland is organic. However, many countries have far higher shares. The countries with the largest organic share of their total farmland are Liechtenstein (38.5 percent), Samoa (34.5 percent), and Austria (24.7 percent). In sixteen countries, 10 percent or more of all agricultural land is organic.

### **Global organic statistics show the contribution of organic agriculture to the Sustainable Development Goals**

According to Dr. Monica Rubiolo from SECO, “Access to good quality data on organic farming not only helps to measure success toward achieving the Sustainable Development Goals but also to orient decision-makers and other stakeholders along the whole value chain.” Joseph Wozniak from ITC believes that “This publication provides key insights for those who attach importance to environmental conditions behind the products produced in their countries or sold in their nation’s shops.”

“The global organic statistics have proven useful for development programs and supporting strategies for organic agriculture and markets, and they are crucial for monitoring the impact of these activities. This publication shows our ongoing engagement with transparency in the organic sector” say Louise Lutikholt, IFOAM – Organics International Executive Director, and Professor Urs Niggli, director of FiBL.

## More information

### “The World of Organic Agriculture” - How to order/download

The printed version (30 euros + postage; affiliates of IFOAM – Organics International: 20 euros) can be ordered and downloaded at <https://shop.fibl.org> (order number 5011). Graphs and infographics can be downloaded at [www.organic-world.net/yearbook/yearbook-2020.html](http://www.organic-world.net/yearbook/yearbook-2020.html)

### Online database

Tables and interactive infographics with more details on crops, markets, and international trade, as well as explanations about the data can be found on FiBL’s statistics website <https://statistics.fibl.org>.

### Contacts

- Dr. Helga Willer, FiBL, Ackerstrasse 113, 5070 Frick, Switzerland  
Phone +41 (0)79 218 06 26, [helga.willer@fibl.org](mailto:helga.willer@fibl.org), [www.fibl.org](http://www.fibl.org)
- Louise Lutikholt, IFOAM – Organics International, Charles-de-Gaulle-Strasse 5, 53113 Bonn, Germany  
Phone +49 (0)160 8041557, Fax +49 (0)228 9265099, [l.lutikholt@ifoam.bio](mailto:l.lutikholt@ifoam.bio), [www.ifoam.bio](http://www.ifoam.bio)

### Programme of the session “The World of Organic Agriculture – Statistics and Emerging Trends”

Wednesday, 12 February, 2020, 5 to 6 pm, Hall Shanghai (NCC East), NürnbergMesse, Nürnberg

- Louise Lutikholt, IFOAM – Organics International, Moderator
- Dr. Christian Robin, Swiss State Secretariat for Economic Affairs (SECO)
- Dr. Helga Willer, FiBL: Latest data on organic agriculture worldwide
- Joelle Katto-Andrighetto, IFOAM – Organics International: Standards and regulations
- Amarjit Sahota, Ecovia Intelligence, UK: The global market for organic food

More information at <https://biofach.fibl.org/en/biofach-all/biofach-2020-en.html>

## Supporters

- Swiss State Secretariat for Economic Affairs (SECO), Berne, Switzerland,  
<https://www.seco.admin.ch>
- International Trade Centre (ITC), Geneva, Switzerland,  
<http://www.intracen.org>
- Coop Sustainability Fund, Coop, Basel, Switzerland,  
<https://www.actions-not-words.ch/en.html>
- NürnbergMesse, the organizers of the BIOFACH fair, Nuremberg, Germany,  
<https://www.nuernbergmesse.de/>

## Book reference

Willer, Helga, Bernhard Schlatter, Jan Trávníček, Laura Kemper and Julia Lernoud (Eds.) (2020): The World of Organic Agriculture. Statistics and Emerging Trends 2020. Research Institute of Organic Agriculture (FiBL), Frick, and IFOAM – Organics International, Bonn. Available at [www.organic-world.net/yearbook/yearbook-2020.html](http://www.organic-world.net/yearbook/yearbook-2020.html)

## This media release online

This media release and graphs can be accessed online at <https://www.fibl.org/en/info-centre/media.html>

### About FiBL


The Research Institute of Organic Agriculture (FiBL) is one of the world's leading institutes in the field of organic agriculture. FiBL's strengths lie in its interdisciplinary research, innovations developed jointly with farmers and the food industry, and rapid knowledge transfer. FiBL employs some 300 staff at its various locations.

Homepage: [www.fibl.org](http://www.fibl.org)

## Yearbook "The World of Organic Agriculture" at a glance

### About "The World of Organic Agriculture"

The yearbook (333 pages) presents the results of the annual survey on organic agriculture worldwide and has numerous tables, graphs, maps, and infographics. Furthermore, it contains reports authored by experts on the organic sector and emerging trends in all regions and selected countries. In addition, background information on standards and legislation, policy support, and the global market for organic food is provided. Further information and download is available at [www.organic-world.net/yearbook/yearbook-2020.html](http://www.organic-world.net/yearbook/yearbook-2020.html).



### Data collection

The data on organic agriculture is collected annually by FiBL in collaboration with various partners from around the world. The results are published jointly with IFOAM – Organics International. The activities are supported by SECO, ITC, the Coop Sustainability Fund, and NürnbergMesse, the organizers of the BIOFACH fair.

### Quote

Willer, Helga, Bernhard Schlatter, Jan Trávníček, Laura Kemper and Julia Lernoud (Eds.) (2020): The World of Organic Agriculture. Statistics and Emerging Trends 2020. Research Institute of Organic Agriculture (FiBL), Frick, and IFOAM – Organics International, Bonn.

### Order book and download

The printed version (30 Euros + postage; affiliates of IFOAM – Organics International: 20 Euros) can be ordered at <https://shop.fibl.org/chen> (order number 5011). At [www.organic-world.net/yearbook/yearbook-2020.html](http://www.organic-world.net/yearbook/yearbook-2020.html), the book is available for free download.

### Online database

The data is available online at <https://statistics.fibl.org>.

**Pick up your copy at BIOFACH in Hall I, Stands I-553 (FiBL) and I-45I (IFOAM – Organics International)**

Supported by

## Statistics sessions at BIOFACH 2020

### Wednesday, 12 February 2020

- The European market for organic food  
4 to 4:45 pm, Hall Shanghai, (NCC East)
- The World of Organic Agriculture  
5 to 6 pm, Hall Shanghai (NCC East)

### Thursday, 13 February 2020

- Global Organic Market Overview - facts, trends and opportunities  
10:00 to 11:30 pm, Hall St. Petersburg (NCC East)
- Harmonisation of organic consumer data  
5 to 6 pm, Hall Oslo, NCC East

More information:

<https://www.organic-world.net/yearbook/yearbook-2020/biofach-2020.html>

Supported by

## Organic Agriculture: Key Indicators and Top Countries 2018

Indicator	World	Top countries
<b>Countries with organic activities</b>	186 countries	
<b>Organic agricultural land</b>	71.5 million hectares (1999: 11 million hectares)	Australia (35.7 million hectares) Argentina (3.6 million hectares) China (3.1 million hectares)
<b>Organic share of total agricultural land</b>	1.5 %	Liechtenstein (38.5 %) Samoa (34.5 %) Austria (24.7 %)
<b>Wild collection and further non-agricultural areas</b>	35.7 million hectares (1999: 4.1 million hectares)	Finland (11.3 million hectares) Zambia (3.2 million hectares) Tanzania (2.4 million hectares)
<b>Producers</b>	2.8 million producers (1999: 200'000 producers)	India (1'149'371) Uganda (210'352) Ethiopia (203'602)
<b>Organic market</b>	96.7 billion euros (2000: 15.1 billion euros)	US (40.6 billion euros) Germany (10.9 billion euros) France (9.1 billion euros)
<b>Per capita consumption</b>	12.8 euros	Switzerland (312 euros) Denmark (312 euros) Sweden (231 euros)
<b>Number of countries with organic regulations</b>	103 countries	

Source: FiBL survey 2020, based on national data sources and data from certifiers



## Infographics

### The World of Organic Agriculture 2018

#### Organic Farmland 2018



**71.5 m ha**  
Organic farmland in million hectares

**+2.9%**  
From 2017

**186**  
Countries with organic farming

#### Organic Producers 2018

The number of organic producers is increasing

**2.8 million**  
Organic farmers

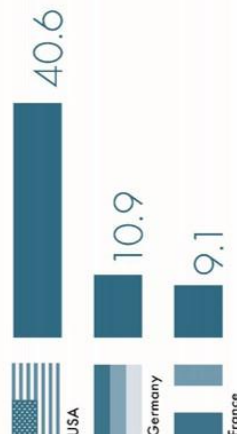
**+55%**  
From 2009

#### Organic Market 2018

The global market is growing and consumer demand is increasing

**Almost 97**  
Global organic food market in billion euros

**Top 3 countries**  
(market in billion euros)

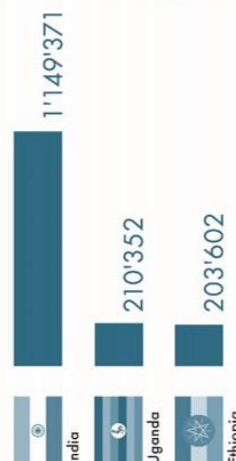


**15.4%**  
Organic market growth

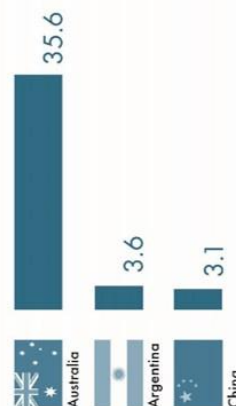
**11.5%**  
Market share

**312 €**  
Highest per capita spending is in Denmark and Switzerland

**Number of producers:**  
**Top 3 countries**



**Top 3 countries**  
(land in million of hectares)



Source: FiBL survey based on national sources  
© FiBL 2020  
More information: [www.organic-world.net](http://www.organic-world.net) - [statistics.fibl.org](http://statistics.fibl.org)

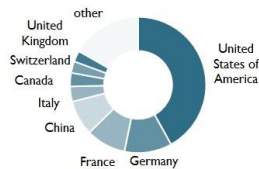
**FiBL**



## ORGANIC RETAIL SALES 2018

World  
almost  
97 billion €

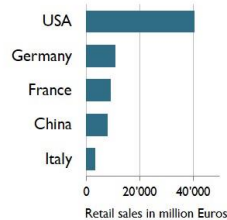
The largest single market is the USA (40.6 billion €), followed by the EU (37.4 billion €) and China. By region, North America has the lead (43.7 billion €), followed by Europe (40.7 billion €) and Asia.



Distribution of retail sales value by country 2018

North America  
almost  
44 billion €

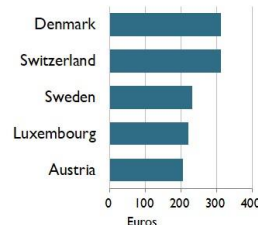
The countries with the largest markets for organic food are the United States (41 billion €), Germany (11 billion €), France (9 billion €) and China (8 billion €).



The five countries with the largest markets for organic food 2018

312€  
are spent per  
person in  
Denmark and  
Switzerland

Denmark and Switzerland have the highest per capita consumption worldwide, followed by Sweden, Luxembourg and Austria.



The five countries with the highest per capita consumption 2018

11.5 %  
of the  
food market  
in Denmark is  
organic

The highest organic share of the total market is in Denmark, followed by Switzerland, Sweden, Austria, and Luxembourg.



The five countries with the highest organic shares of the total market 2018

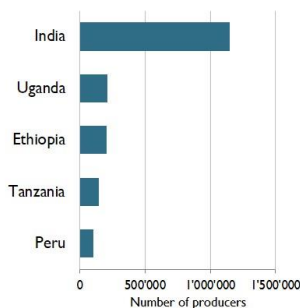
**FiBL**

Source: FiBL survey 2020 [www.organic-world.net](http://www.organic-world.net) – [statistics.fibl.org](http://statistics.fibl.org)

## ORGANIC PRODUCERS 2018

World  
2.8  
million  
producers

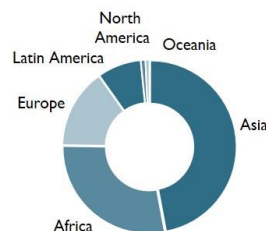
The country with the most organic producers is India, followed by Uganda and Ethiopia.



The five countries with the largest numbers of organic producers 2018

47 %  
in Asia

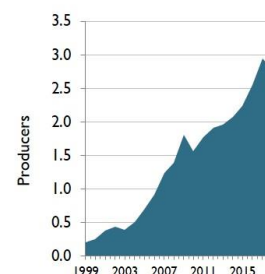
More than 90% of the producers are in Asia, Africa, and Europe.



Distribution of organic producers by region 2018

+1'270%  
since 1999

There has been an increase in the number of producers by almost 991'684, or over 55% over the past decade.



Development of the number of organic producers 1999-2018

**FiBL**

Source: FiBL survey 2020 [www.organic-world.net](http://www.organic-world.net) – [statistics.fibl.org](http://statistics.fibl.org)

## ORGANIC FARMLAND 2018



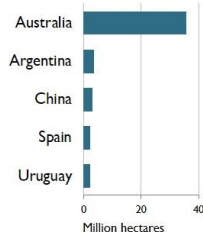
In Oceania there were 36.0 Mio ha, in Europe 15.6 Mio ha, and in Latin America 8.0 Mio ha.



Distribution of organic agricultural land by region 2018



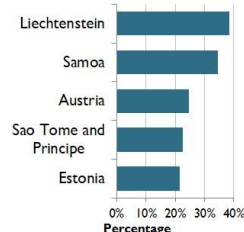
The ten countries with the largest organic agricultural areas represent 79% of the world's organic agricultural land.



The five countries with the largest areas of organic agricultural land 2018



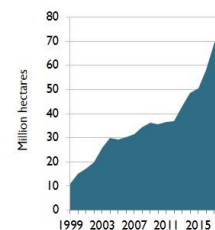
16 countries have 10% or more of their agricultural land under organic management.



Top 5 countries with more than 10 percent of organic agricultural land 2018



In 2018, over 2.0 million hectares more were reported compared with 2017.

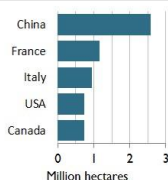
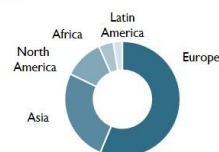


Growth of the organic agricultural land 1999-2018

## ORGANIC LAND USE 2018



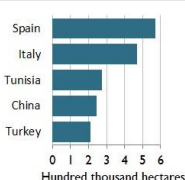
Arable land constitutes 18.6% of the world's organic agricultural land, and 1.1% of the world's arable crop land. It increased by 5.1% over 2017.



Organic arable land by region 2018  
Organic arable land: The five countries with the largest areas 2018



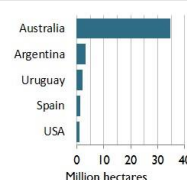
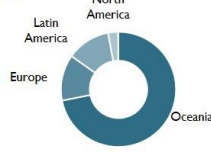
Permanent crops constitute 6.7% of the world's organic agricultural land, and 2.9% of the world's permanent cropland. It decreased by 2.9% over 2017.



Organic permanent crops by region 2018  
Organic permanent crops: The five countries with the largest areas 2018



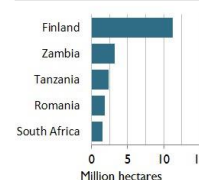
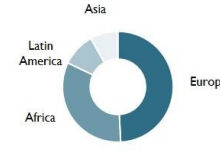
Permanent grassland constitutes 67.4% of the world's organic agricultural land, and 1.5% of the world's permanent grassland. It increased by 3.0% over 2017.



Organic permanent grassland by region 2018  
Organic permanent grassland: The five countries with the largest areas 2018



Over 82% of the wild collection is in Europe (almost 18 million hectares) and Africa (over 14.3 million hectares)



Organic wild collection by region 2018  
Organic wild collection: The five countries with the largest areas 2018