

Media release of February 14, 2017

Organic continues to grow in Europe

Organic market grows by double digits and organic area reaches 12.7 million hectares in 2015

The organic market in Europe continues to grow. In 2015, it increased by 13% and nearly reached 30 billion euros (European Union: 27.1 billion Euros). Almost all the major markets enjoyed double-digit growth rates. At BIOFACH, the world's leading trade fair for organic food, the Research Institute of Organic Agriculture FiBL and the Agricultural Market Information Company AMI are presenting the 2015 data of the European organic sector (February 15, 2017 from 5 to 5.45 pm at BIOFACH in Nuremberg, Room Copenhagen).

(Frick/Nuremberg, February 14, 2017) Germany is the largest organic market in Europe (8.6 billion euros), followed by France (5.5 billion euros), the UK (2.6 billion euros) and Italy (2.3 billion euros) (2015 data). The first figures available for 2016 show that the market continues to grow (Germany 2016: 9.5 billion euros). Globally, Germany is the second largest market after the U.S. (35.8 billion euros in 2015).

Dynamic organic market

Helga Willer of FiBL states: "The dynamics of the European market is showcased by the strong increase. For the first time since the financial crisis, the market showed double-digit growth (+13 %). In France and Italy, the markets grew by 15 % and in Germany by 11 % in 2015."

Each year, European consumers are spending more for organic food – on average 36.4 euros in Europe and 53.7 in the European Union. The Swiss spent the most on organic food: Switzerland is the country with the highest per capita spending on organic food worldwide (262 euros), followed by Denmark (191 euros) and Sweden (177 euros). European countries also have the highest organic market shares: Denmark has the lead with 8.4 %; in Switzerland, the organic market share is 7.7 % and in Luxembourg 7.5 %. Diana Schaack of AMI adds: "Many products and product groups reach far higher shares. In Switzerland, for example, every fourth egg sold is organic, and for dairy products, the organic market share can be 10 percent and more."

Organic market grows faster than organic farmland

The trend of the market growing faster than organic farmland continued in 2015. However, it is encouraging that the area of organic farmland grew at a faster rate than it had in past years: it increased by almost one million hectares or by 8.2%. At the end of 2015, 12.7 million hectares were under organic management in Europe (in the European Union, 11.2 million hectares). This constitutes 2.5% - 6.2% respectively - of the total agricultural land. The countries with the largest organic farmland areas are Spain (1.97 million hectares), Italy (1.49 million hectares) and France (1.37 million hectares). In each of these three countries, the area of organic farmland increased by at least 100'000 hectares. Nine European countries report that at least 10 % of their farmland is organic and the highest organic shares worldwide are in Liechtenstein (30.2 %), Austria (21.3 %) and Sweden (16.9 %).

Organic processors and importers – double-digit growth

In Europe, there were almost 350'000 organic producers (European Union: 270'000), 60'000 organic processors and almost 3'700 organic importers. While growth in the number of organic producers was at 3 % (European Union: 5 %) and therefore comparably modest, the number of organic processors and importers increased by 12 % and 19 %, respectively.

Matthias Stolze of FiBL concludes: “The fact that the number of processors and importers grows faster than the number of producers is another indicator that organic production does not keep pace with demand. Countries should pursue a clear organic sector strategy, support shorter organic supply chains that provide environmental and social benefits, and set up improved statistical processes to increase the accuracy of organic market data collection.”

Organic in Europe at BIOFACH

The yearbook: “The World of Organic Agriculture“, can be obtained at BIOFACH at the FiBL stand in Hall 1 (stand 555). The book includes a detailed chapter about organic in Europe, with many tables and graphs.

Data can be explored through online interactive infographics available on IFOAM EU's website or by visiting IFOAM EU at BIOFACH Hall 1, stand 447.

The BIOFACH session on the European organic market takes place on February 15, 2017, from 5 to 5.45 pm in room Copenhagen, NCC East, Nürnberg Exhibition Centre.

The survey on organic farming in Europe was conducted by FiBL and AMI. The FiBL data collection activities were carried out under the framework of the global survey on organic farming supported by the Swiss State Secretariat for Economic Affairs, the International Trade Centre and NürnbergMesse.

Further information

Contact

- Helga Willer, FiBL – Research Institute of Organic Agriculture, Ackerstrasse 113, 5070 Frick, Switzerland, Tel. +41 79 218 0626, helga.willer@fibl.org, www.fibl.org, www.organic-world.net
- Diana Schaack, AMI – Agricultural Market Information Company, Dreizehnmorgenweg 10, 53175 Bonn, Germany, Tel. +49 228 33805-0, diana.schaack@ami-informiert.de, www.ami-informiert.de

Links

- organic-world.net/yearbook.html: Yearbook „The World of Organic Agriculture“
- fibl.org: Website of FiBL, the Research Institute of Organic Agriculture
- ami-informiert.de: Website of AMI, the Agricultural Market Information Company
- ifoam-eu.org: Website of IFOAM EU
- biofach.de: Website of BIOFACH

Download, infographics and online databases

- Download „The World of Organic Agriculture 2017“: www.organic-world.net/yearbook/yearbook-2017/pdf.html
- Download „Organic Farming and Market Development in Europe and the European Union“ <http://orgprints.org/31187>
- Interactive infographics and the latest market and area data www.ifoam-eu.org/en/organic-europe
- Infographics: <http://www.organic-world.net/yearbook/yearbook-2017/infographics.html>
- FiBL statistics on organic agriculture worldwide www.organic-world.net/statistics/statistics-data-tables.html

This media release on the internet

This media release can be downloaded at www.fibl.org/en/media.html.

“The European market for organic food” at BIOFACH 2017

5 to 5.45 pm, Room Copenhagen, (NCC East)

At the session “The European market for organic food”, the latest data on the European market as well as selected country markets will be presented. Speakers:

- Dr. Helga Willer, FiBL, Switzerland
- Diana Schaack, Agrarmarkt Informations Gesellschaft mbH (AMI), Germany
- Dr. Susanne Padel, The Organic Research Centre, UK
- Eva Lacarce, Agence BIO, France

Europe and European Union: Key indicators 2015

Indicator	Europe	European Union	Top 3 countries Europe
Organic farmland in hectares	12.7 million ha	11.2 million ha	Spain (1.97 million ha) Italy (1.49 million ha) France (1.37 million ha)
Organic share of total farmland	2.5 %	6.2 %	Liechtenstein (30.2%) Austria (21.3%) Sweden (16.9%)
Growth of organic farmland 2014-2015 in hectares	959'793 ha	805'280 ha	Spain (+258'095 ha) France (+256 483 ha) Russia (+139'294 ha)
Growth of organic farmland 2014-2015 in percent	8.2%	7.8%	Serbia (+ 60%) Bulgaria (+59%) Russian Federation (+57%)
Wild collection area	17.7 million ha	15.4 million ha	Finland (12.2 million ha) Romania (1.8 million ha; 2014) Bulgaria: (0.9 million ha)
Producers	349'261	269'453	Turkey: 69'967 Italy 52'609 Spain 34'673
Processors	60'073	58'360	Italy (14'658) Germany (14'280) France (11'842)
Importers	3'681	3'474	Germany (1'452) Netherlands (314) Italy (310)
Retail sales	29.8 billion euros	27.1 billion euros	Germany (8'620 million euros) France (5'534 million euros) United Kingdom (2'604 million euros)
Growth of retail sales 2014-2015	13.0%	12.6%	Spain (24.8 %), Ireland (23.0%) Sweden (20.3 %)
Organic share of total market	No data	No data	Denmark (8.4 %) Switzerland (7.7 %) Luxembourg (7.5%)
Per capita consumption	36.4 euros	53.7 euros	Switzerland (262 euros) Denmark (191 euros) Sweden (177 euros)

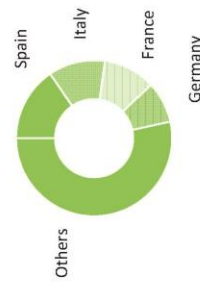
Source: FiBL-AMI survey 2017 published in:

Willer, H. Schaack, D. and Lernoud, J. (2017): Organic Farming and Market Development in Europe and the European Union. In: Willer, H. and Lernoud, J. (Eds.): The World of Organic Agriculture. Statistics and Emerging Trends 2017. Research Institute of Organic Agriculture (FiBL) and IFOAM – Organics International, Frick and Bonn, pages 207-243. Available at www.organic-world.net/yearbook/yearbook-2017.html

EUROPE: ORGANIC FARMLAND 2015



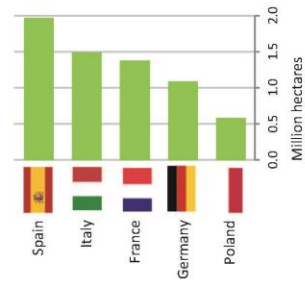
Half of Europe's organic farmland is in 4 countries.



Distribution of organic agricultural land by country 2015



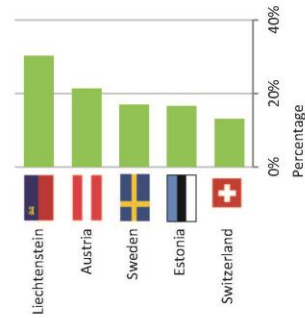
The country with the largest area of organic farmland is in Spain, followed by Italy and France.



Top 5 countries with the largest areas of organic agricultural land 2015



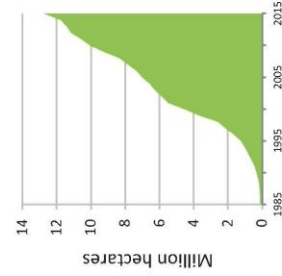
Nine countries have 10% or more of their agricultural land under organic management.



Top 5 countries, where more than 10 percent of the farmland is organic 2015



In 2015, almost 1 million hectares more were reported compared with 2014.

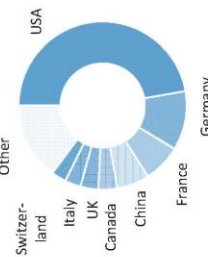


Growth of the organic agricultural land 1985–2015

EUROPE: ORGANIC RETAIL SALES 2015



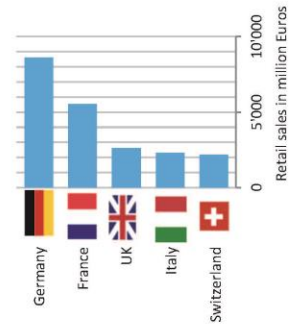
The European Union (27.1 billion €) is the second largest single market after the US (36 billion) and China.
By region, North America has the lead (38.5 billion €), followed by Europe (29.8 billion €) and Asia.



Distribution of retail sales value worldwide by country 2015



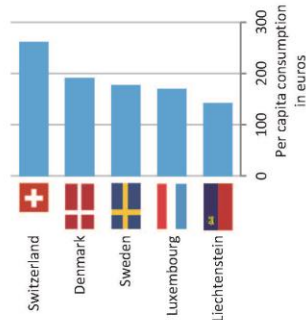
The European countries with the largest markets for organic food are Germany (8.6 billion €), France (5.5 billion €), the UK (2.6 billion €), and Italy (2.3 billion €).



The countries with the largest markets for organic food 2015



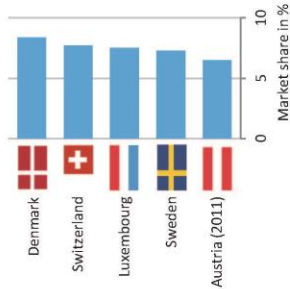
Switzerland has the highest per capita consumption of organic food worldwide, followed by Denmark and Sweden.



The countries with the highest per capita consumption of organic food 2015



The highest organic share of the total market is in Denmark, followed by Switzerland, Luxembourg, Sweden, and Austria.



The countries with the highest organic shares of the total market 2015